


GMS-50 Gravimetric Control System



Product Configuration

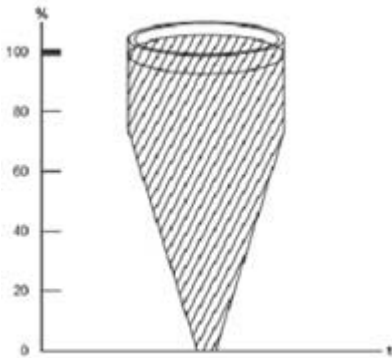
Model	Output (kg/hr)	Size (mm)
GMS-04	up to 60	350×310×620
GMS-06	up to 200	360×350×715
GMS-08	up to 350	395×372×810
GMS-12	up to 450	395×372×880
GMS-20	up to 700	530×468×920
GMS-30	up to 900	530×490×960
GMS-50	up to 1200	530×551×1080
GMS-80	up to 1600	530×582×1460

Note: model and size are subject to change without notice.

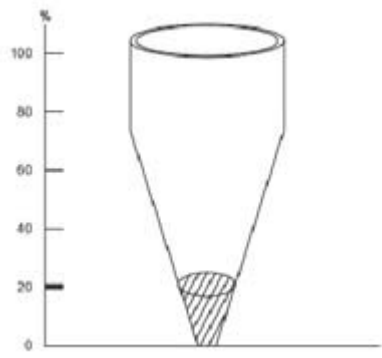
Advantages of WalthMac GraviMac System & the Reasons to Choose

1. It is suitable for all the extrusion production line and all control mode in the world.
2. With higher standard: we produce according to the concept of “product is work of art”.
3. Higher control precision and response speed by the adopting of dedicated algorithm
4. High system stability: we are well aware that no need for service is the best service, and the stability of product has been put on the first place of our design and improvement.
5. Continuous upgrading: innovative power and perfect pursuing for products help us to do the incessant upgrading for products. Based on the strong capabilities of our two R&D centers. We promise to provide the users free lifetime upgrading service of product software.
6. Worry-free after-sales service: we have many offices and agents in domestic and overseas market, which will provide you quick and effective service.
7. Higher cost-effective and longer payback period of product investment: all parts with the highest standard technology are adopted to ensure a longer life, and the product rapid response speed will help customers save more costs.
8. Extrusion system from several excellent extrusion equipment manufactures integrated this system.
9. Products are exported to many countries and regions.


How Does the System Work?



The starting-up material status

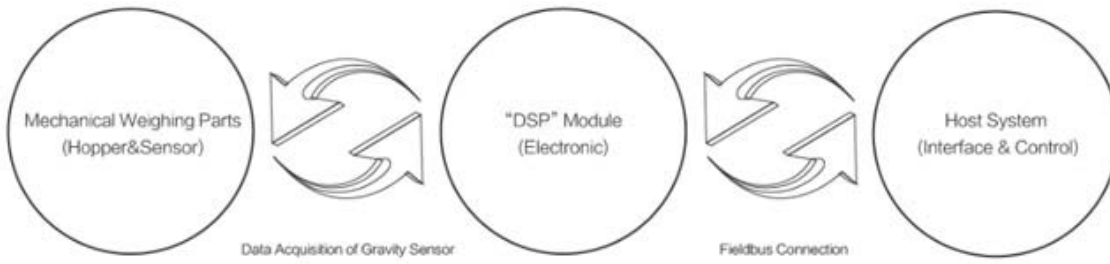


Along with the consumption of raw material, real time meter weight and extrusion output are measured



Reloading and another new measuring and control cycle starting.

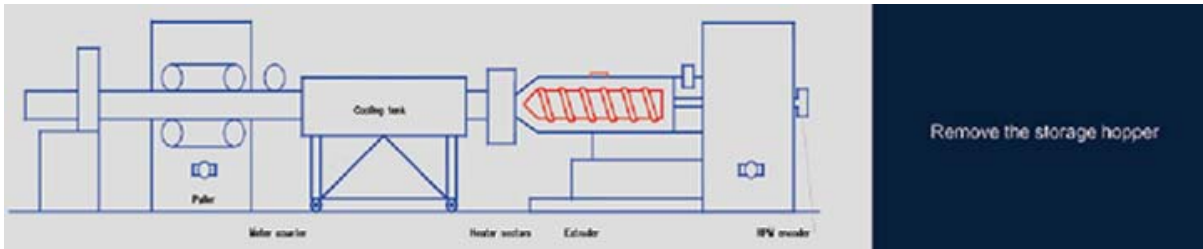
Technology Principle of Gravimetric Control System



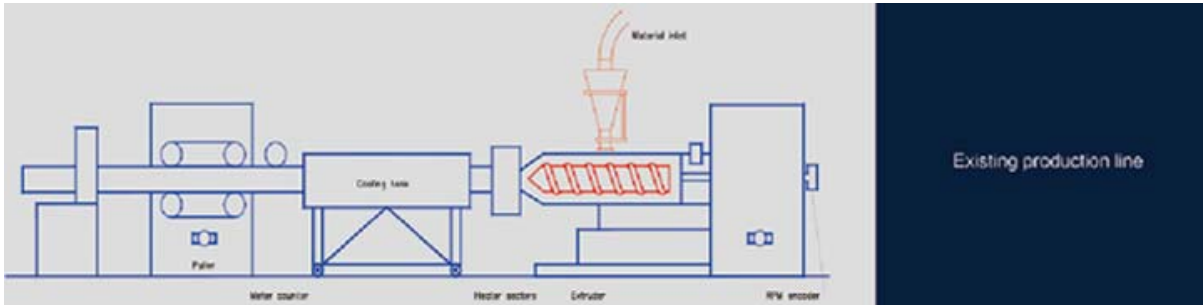
GraviMac System Structure Schematic Drawing



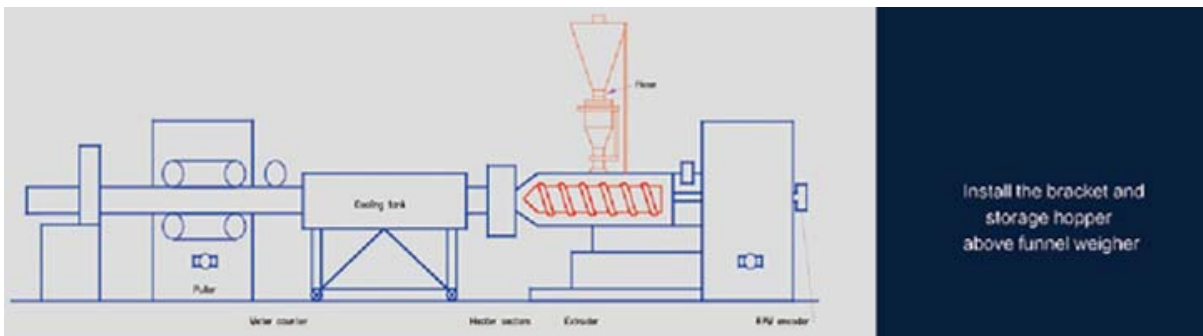
Installation Description



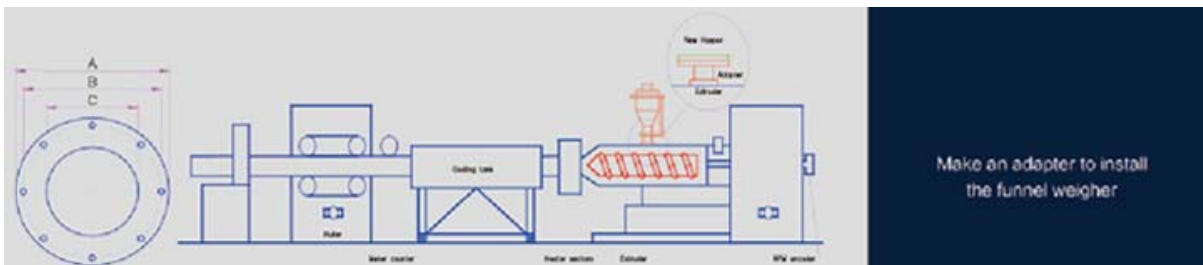
Remove the storage hopper



Existing production line



Install the bracket and storage hopper above funnel weigher



Make an adapter to install the funnel weigher